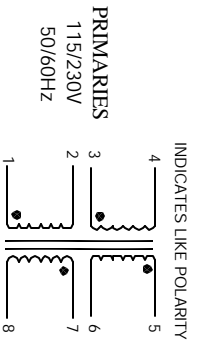


The information contained in this drawing is the sole property of CWS/SpecMark. Any reproduction in part or whole without written permission of CWS/SpecMark is prohibited.

REVISION HISTORY

REV	ECN	DESCRIPTION	BY	DATE	CHK	DATE
B		PRODUCTION RELEASE	TKR	4/15/05	JLU	4/15/05



5 WHERE SHOWN, USING A PERMANENT MARKING METHOD
MARK PART NUMBER AND REVISION

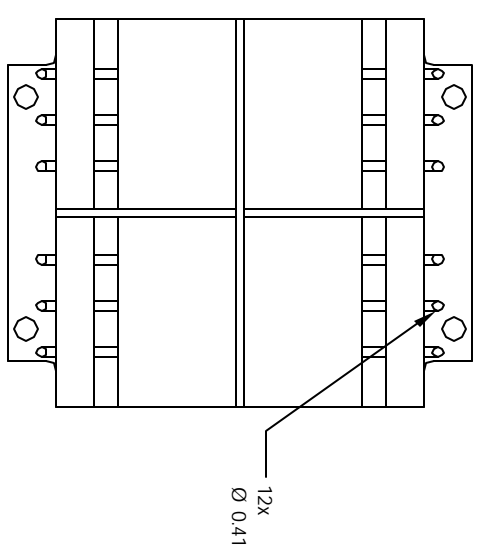
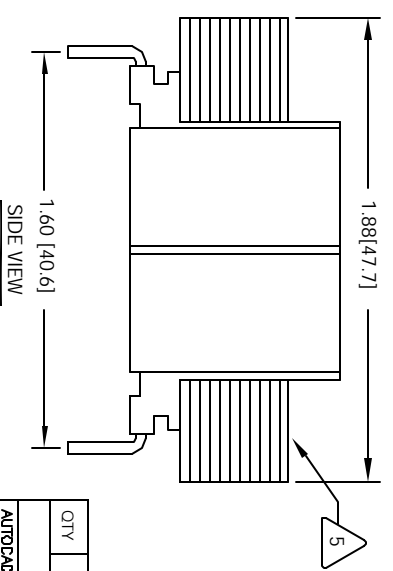
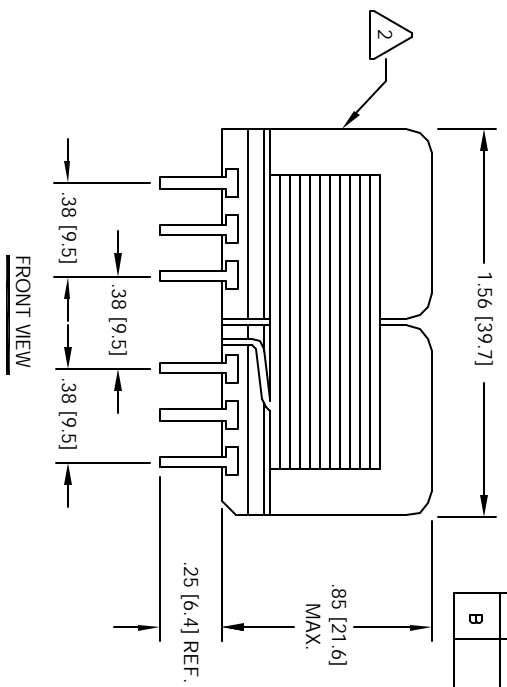
4 CONTACT CWS FOR MORE INFORMATION
BUT NOT CERTIFIED OR TESTED BY THESE AGENCIES
DESIGNED TO MEET UL, CSA, TUV STANDARDS,
CONCENTRIC CONSTRUCTION

3 PRIMARY INPUT VOLTAGE (2+3) = 230 VAC, 50/60 HZ
PRIMARY INPUT VOLTAGE (1+3, 4+2) = 115 VAC, 50/60 HZ
PARALLEL CONNECTION (5+7, 6+8) = 44V @ 130 mA
SERIES CONNECTION (6+7) = 88V C.T. @ 65 mA
SECONDARY RMS RATING :-
VOLT-AMPERES RATING = 6 VA
SPECIFICATIONS @ 25°C

2 WIRE: UL RECOGNIZED 130°C RATED MAGNET WIRE
CWS BYTE-MARK OR OTHER APPROVED PART
CORE: 50 Hz / 60 Hz LAMINATION

1 BOBBIN RATING CLASS B (130°C) REQUIRED
MATERIAL: UL RECOGNIZED 94V-0 FOR FLAMMABILITY

NOTES: UNLESS OTHERWISE SPECIFIED,
READ NOTES FROM BOTTOM TO TOP



QTY	CODE IDENT	MFG. P/N	DESCRIPTION	ITEM NO.
			CWS Coil Winding Specialist	
			151D E. Edinger Ave. Unit B, Santa Ana, CA 92705	
			PARTS LIST	
			DRWN TDK 4/15/05	
			ENGR. KSUM 4/15/05	
			APPR. JLU 4/15/05	
			SIZE 100-117	
			SCALE B	
			2=1	
			SHEET 1 OF 1	